



# BNY Mellon Large Cap Equity Fund

**FACT SHEET**  
Dec 31, 2021

Class A **DLQAX**    Class C **DEYCX**    Class I **DLQIX**    Class Y **DLACX**

## Goal/Approach

The fund seeks to provide long-term capital appreciation. To pursue this goal, the fund normally invests at least 80% of its net assets in equity securities of large-capitalization companies. The fund invests primarily in large, established companies that the portfolio manager believes have proven track records and the potential for superior relative earnings growth. The investment process begins with a top-down assessment of broad economic, political and social trends and their implications for different market and industry sectors.

## CUSIP

Class A 05588F840  
Class C 05588F857  
Class I 05588F865  
Class Y 05588F501

## Assets for the Fund

\$921,284,402

## Holdings<sup>2</sup>

74

## Dividend Frequency

Annually

## Morningstar Category

Large Growth

## Lipper Category

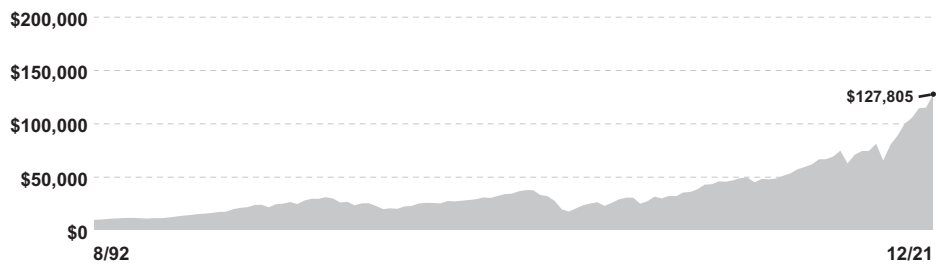
Large-Cap Core Funds

## Investment Adviser

BNY Mellon Investment Adviser, Inc.

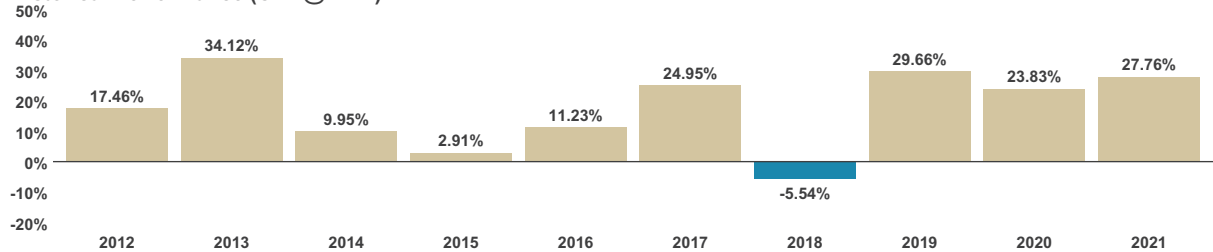
## Growth of a \$10,000 Investment<sup>1</sup>

A hypothetical \$10,000 investment in the fund's Class A shares on 8/10/92 would have been worth \$127,805 on 12/31/21.



This does not reflect the 5.75% maximum front-end sales load applicable to Class A shares which, if reflected, would have lowered performance. Assumes reinvestment of dividends and capital gains. Performance for the fund's other share classes would vary.

## Historical Performance (C.L.I @ NAV)<sup>3</sup>



## Average Annual Total Returns (12/31/21)<sup>1</sup>

Share Class/Inception Date	3 M	YTD	1 Yr	3 Yr	5 Yr	10 Yr
Class A (NAV) 08/10/92	10.86%	27.39%	27.39%	26.66%	18.99%	16.60%
Class A (5.75% max. load)	4.49%	20.08%	20.08%	24.19%	17.59%	15.91%
Class C (NAV) 09/13/08	10.62%	26.38%	26.38%	25.67%	18.05%	15.69%
Class C (1.00% max. CDSC)	9.65%	25.38%	25.38%	25.67%	18.05%	15.69%
Class I (NAV) 04/01/97	10.91%	27.76%	27.76%	27.06%	19.34%	16.98%
Class Y (NAV) 10/01/15	10.87%	27.73%	27.73%	27.09%	19.38%	17.00%
S&P 500 <sup>®</sup> Index <sup>4</sup>	11.03%	28.71%	28.71%	26.07%	18.47%	16.55%

The performance data quoted represents past performance, which is no guarantee of future results. Share price and investment return fluctuate, and an investor's shares may be worth more or less than original cost upon redemption. Current performance may be lower or higher than the performance quoted. Performance for periods less than 1 year is not annualized. Go to [im.bnymellon.com](http://im.bnymellon.com) for the fund's most recent month-end returns. The net expense ratio(s) reflect a contractual expense reduction agreement through 4/30/2022, without which, the returns would have been lower. Total Expense Ratios: Class A 1.07%, Class C 1.96%, Class I 0.78%, Class Y 0.75%. Net Expense Ratios: Class A 1.07%, Class C 1.90%, Class I 0.78%, Class Y 0.75%. Not all classes of shares may be available to all investors or through all broker-dealer platforms.

<sup>1</sup>The fund commenced operations after all of the assets of a predecessor fund were transferred to the fund in exchange for a corresponding class of shares of the fund in a tax-free organization on 9/13/08. The total return performance figures presented for Class A shares of the fund reflect the performance of the predecessor fund's Class A shares. Performance for each share class includes returns for the predecessor fund and the current maximum sales load, and reflects current distribution and servicing fees in effect only since the reorganization date. The total return performance figures for Class Y shares of the fund represent the performance of the fund's Class I shares for periods prior to 10/1/15, the inception date for Class Y and the performance of Class Y shares from that inception date. Performance reflects the applicable class's distribution/servicing fees since the inception date. Investors should consider, when deciding whether to purchase a particular class of shares, the investment amount, class restrictions, anticipated holding period and other relevant factors. <sup>2</sup>Portfolio composition is as of 12/31/2021 and is subject to change at any time. <sup>3</sup>Performance figures may reflect reimbursements or fee waivers, without which the performance would have been lower. <sup>4</sup>Source: FactSet. The S&P 500<sup>®</sup> Index is widely regarded as the best single gauge of large-cap U.S. equities. The index includes 500 leading companies and captures approximately 80% coverage of available market capitalization. Investors cannot invest directly in any index.

# BNY Mellon Large Cap Equity Fund

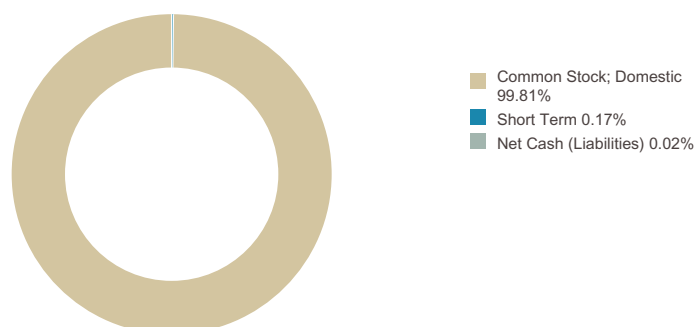
Class A **DLQAX**

Class C **DEYCX**

Class I **DLQIX**

Class Y **DLACX**

## Asset Allocation<sup>1</sup>



## Top Ten Holdings<sup>1</sup>

Microsoft	6.70%
Alphabet, Cl. A	5.13%
Amazon.com	4.58%
Apple	3.88%
UnitedHealth Group	2.58%
Nvidia	2.56%
Micron Technology	1.97%
MasterCard, Cl. A	1.89%
AbbVie	1.81%
The Trade Desk	1.70%

The holdings listed should not be considered recommendations to buy or sell a security. Large concentrations can increase share price volatility.

## Top Sectors and Industries<sup>1</sup>

Technology	25.35%
Telecommunication Services	15.16%
Finance	13.43%
Industrial	10.92%
Health Care	9.69%
Pharmaceuticals, Biotech & Life Sciences	3.77%
Energy	3.32%
Materials	2.70%
Retailing	2.41%
Consumer Services	2.34%

## Portfolio Management

The investment adviser for the fund is BNY Mellon Investment Adviser, Inc. Thomas Lee and Donald Sauber are the fund's primary portfolio managers, positions they have held since February 2018. Messrs. Lee and Sauber are senior analysts at BNY Mellon Wealth Management and are employees of The Bank of New York Mellon, an affiliate of BNY Mellon Investment Adviser, Inc. Messrs. Lee and Sauber manage the fund in their capacity as employees of BNY Mellon Investment Adviser, Inc.

Investors should consider the investment objectives, risks, charges and expenses of a mutual fund carefully before investing. To obtain a prospectus, or a summary prospectus, if available, that contains this and other information about a fund, contact your financial professional or visit [im.bnymellon.com](http://im.bnymellon.com). Read the prospectus carefully before investing. Investors should discuss with their financial professional the eligibility requirements for Class I and Y shares, which are available only to certain eligible investors, and the historical results achieved by the fund's respective share classes.

BNY Mellon Investment Adviser, Inc. and BNY Mellon Securities Corporation are affiliated with The Bank of New York Mellon Corporation. BNY Mellon is the corporate brand of The Bank of New York Mellon Corporation.

<sup>1</sup>Portfolio composition is as of 12/31/2021 and is subject to change at any time.

**Risks:** The use of **derivatives** involves risks different from, or possibly greater than, the risks associated with investing directly in the underlying assets. Derivatives can be highly volatile, illiquid, and difficult to value and there is the risk that changes in the value of a derivative held by the portfolio will not correlate with the underlying instruments or the portfolio's other investments. **Equities** are subject to market, market sector, market liquidity, issuer, and investment style risks, among other factors, to varying degrees. *Recent market risks include pandemic risks related to COVID-19. The effects of COVID-19 have contributed to increased volatility in global markets and will likely affect certain countries, companies, industries and market sectors more dramatically than others. To the extent the fund may overweight its investments in certain countries, companies, industries or market sectors, such positions will increase the fund's exposure to risk of loss from adverse developments affecting those countries, companies, industries or sectors.*

The information being provided is general information about our firm and its products and services. It should not be construed as investment advice or a recommendation with respect to any product or service and should not serve as a primary basis for investment decisions. Please consult a legal, tax or financial professional in order to determine whether an investment product or service is appropriate for a particular situation.